

INDUSTRY SNAPSHOT

RETAIL TRADE

in SOLANO COUNTY



Industry Snapshot for Retail Trade in Solano County

17,833

Jobs (2020)

14% above National Avg

-1.6%

% Change (2021-2026)

Nation -0.2%

\$42,068

Avg. Earnings Per Job (2020)

Nation: \$42,413

- The Retail Trade is the 3rd Largest Industry in Solano County and is 17th in Earnings per Worker out of 20 Industry Categories.
- Retail Trade is expected to lose 399 jobs from 2021 to 2026.
- Retail Trade has the 4th Highest Location Quotient in Solano County with a score of 1.14 behind Govt., Construction & Healthcare.

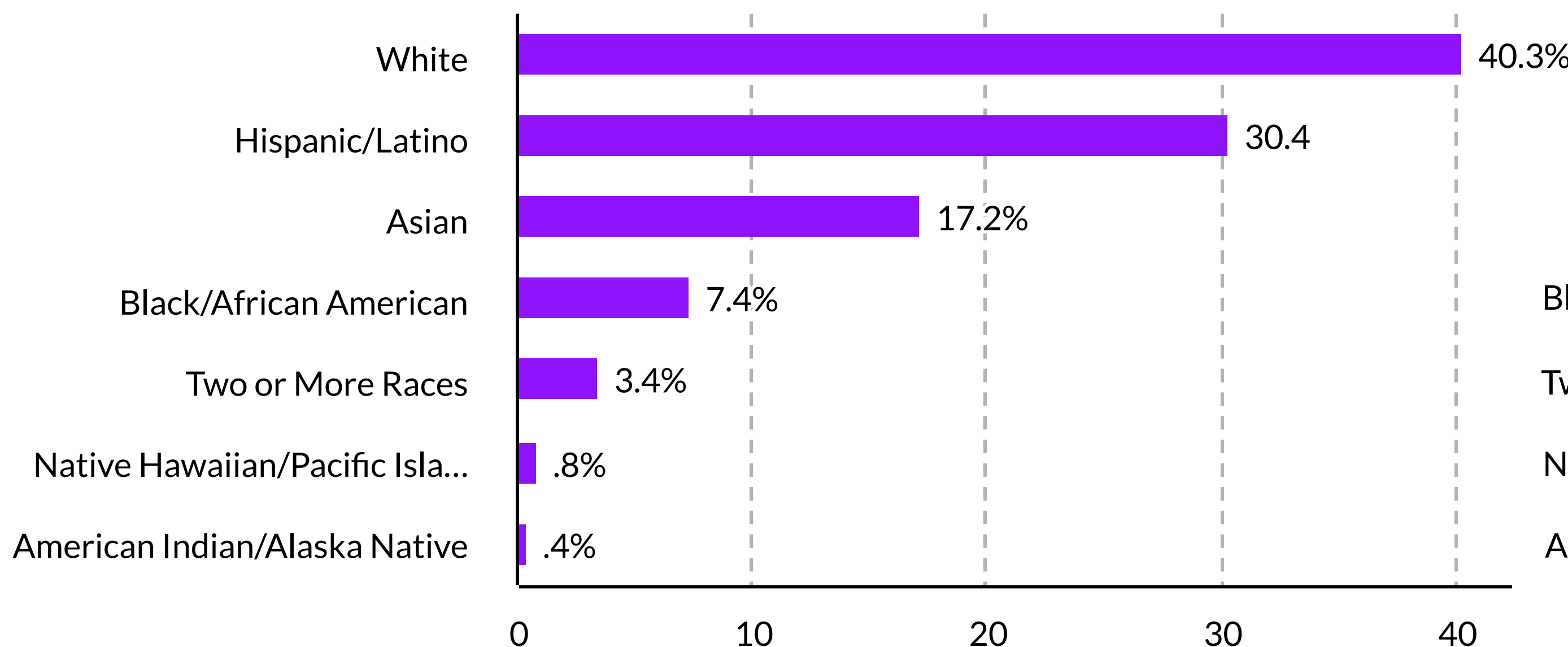
1.4B

Total GRP (2020)

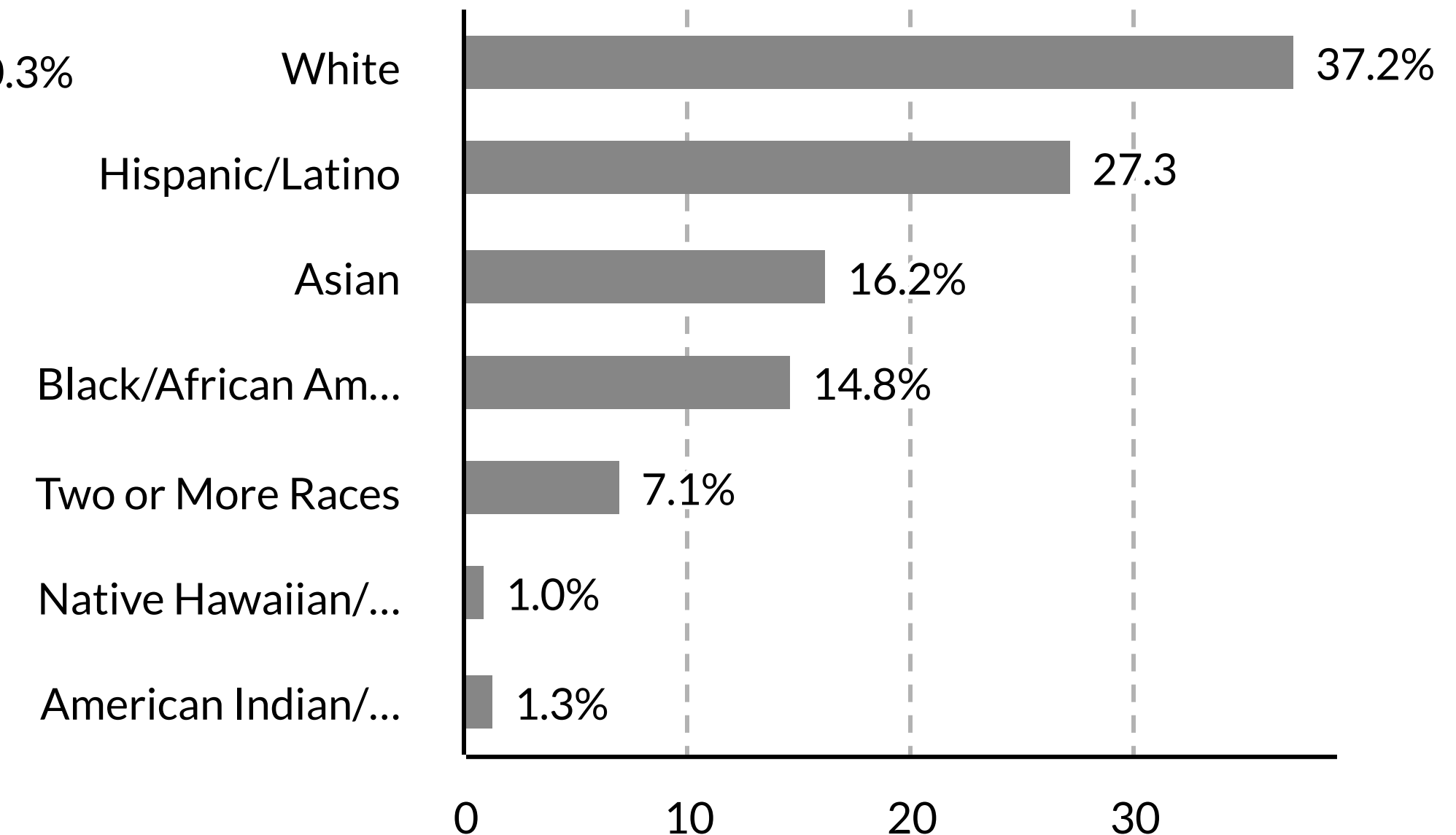
5th Largest GRP in Solano County

- **Gross Regional Product** - Gross regional product is a monetary measure of the market value of all final goods and services produced in a region or subdivision of a country in a period of time.

Industry Race/Ethnicity Breakdown

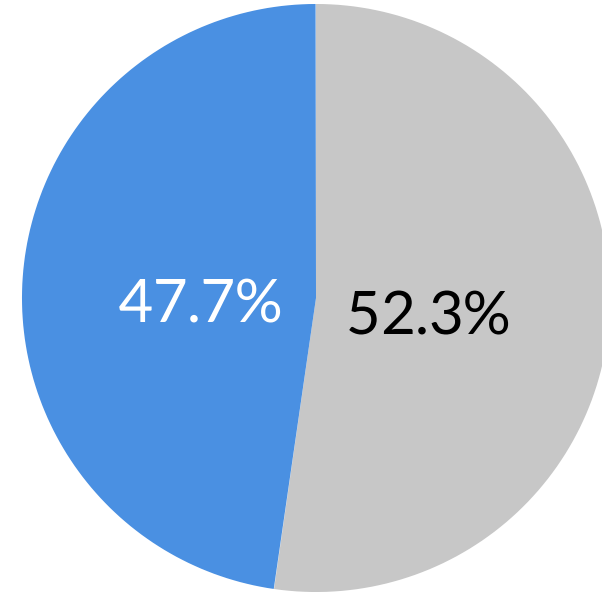


Solano County Breakdown



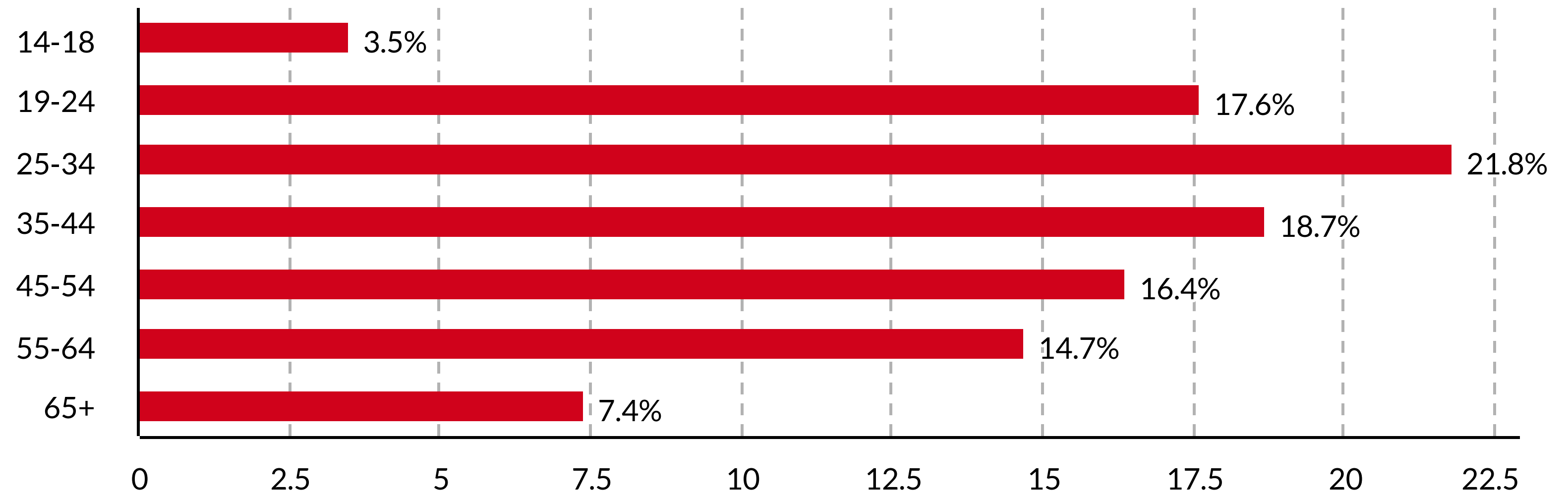
Retail Trade in Solano County

Industry Gender Breakdown



Compared to Solano County Population
Males 49.7% Females 50.3%

Industry Age Breakdown



Occupations Employed in Retail Trade

<i>Job Title - Education Level Needed</i>	<i>Employed (2021)</i>	<i>% of Total Jobs (2020)</i>	<i>Projected Growth (2021 - 2126)</i>	<i>Avg. Earnings (2020)</i>
Cashiers (No Formal Education Credential)	3,787	21.5%	-4%	\$29,587
Retail Sales Associates (No Formal Education Credential)	3,530	19.9%	1%	\$31,325
Stockers & Order Fillers (HS Diploma)	1,694	9.5%	0%	\$30,906
First Line-Supervisors of Retail Workers (HS Diploma)	1,501	8.5%	-2%	\$43,767
Parts Salesperson Certification (No Formal Education Cred.)	396	2.2%	4%	\$32,207
General Operations Managers (Bachelor's Degree + 5 yrs exp)	307	1.7%	-2%	\$112,569
Pharmacy Technicians (Post HS Certification)	289	1.6%	3%	\$45,949