



Passenger Vehicle Drivers

Occupational Data for Passenger Vehicle Drivers in Solano County

Median Average Salary

\$35,672

Number of Jobs 2021

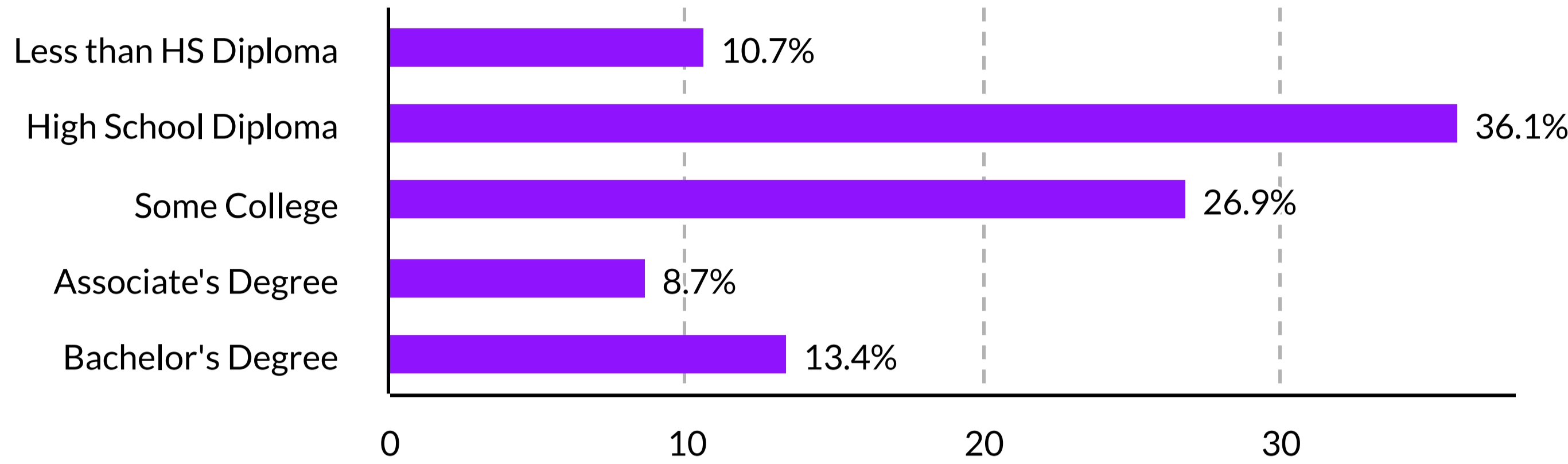
1,266

Projected Growth 2021-2026

12% (154 Jobs)

In 2020, the median compensation for Passenger Vehicle Drivers, Except Bus Drivers, Transit and Intercity in Solano County, CA is \$35,672. Based on the national median wage of \$31,116 for this position, this means you will spend about 15% more to employ Passenger Vehicle Drivers, Except Bus Drivers, Transit and Intercity here. However, their actual purchasing power will be 13% less than the national median when we adjust for regional cost of living (which is 32% higher than average).

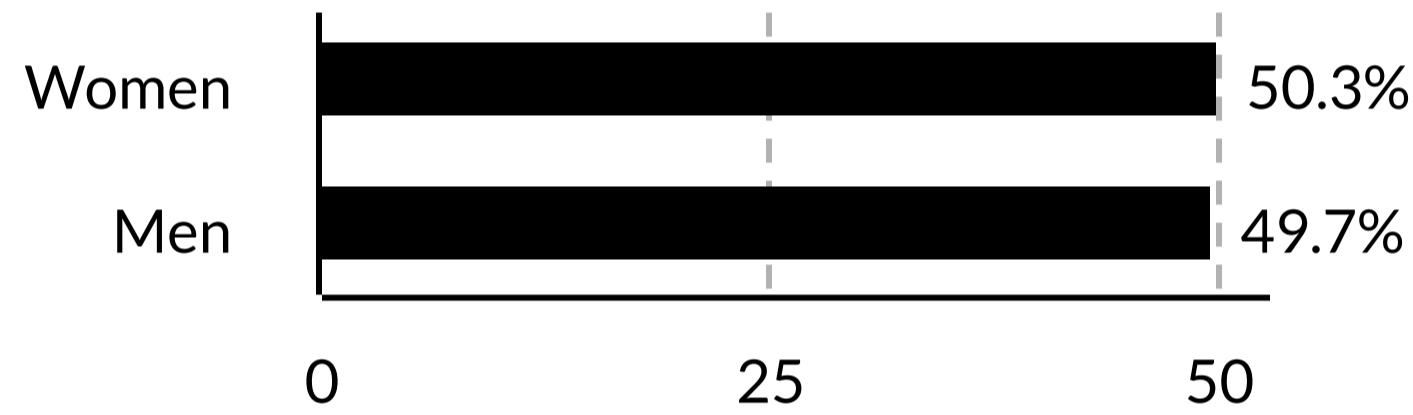
Industry Educational Attainment Breakdown



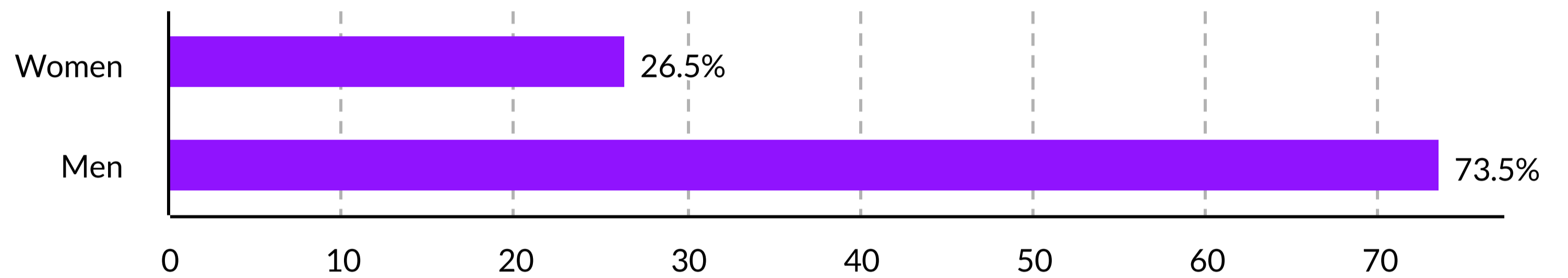
Concerning Educational Attainment

18.7% of Solano County, CA residents possess a Bachelor's Degree (1.3% below the national average)
 10.4% hold an Associate's Degree (1.8% above the national average)

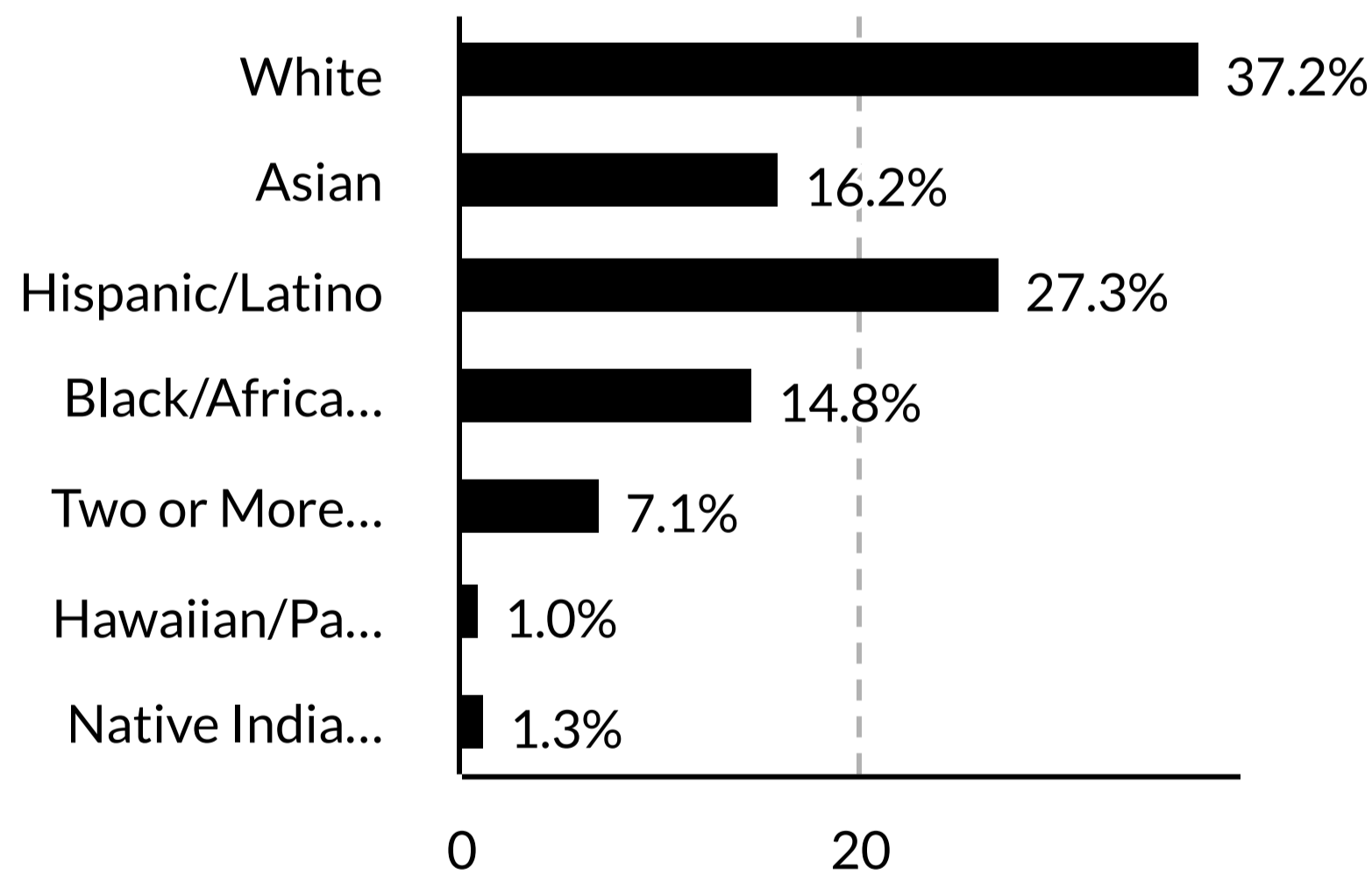
Solano County Gender Breakdown



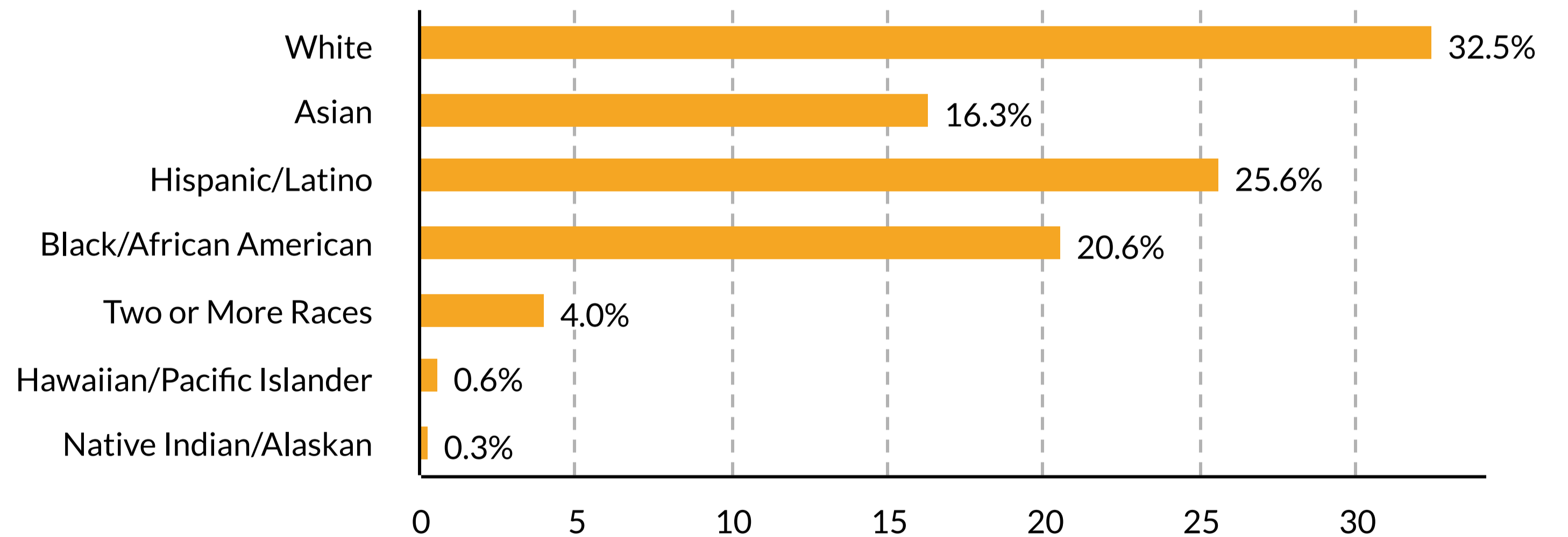
Occupation Gender Breakdown



Solano County Breakdown



Occupation Race/Ethnicity Breakdown



Where Passenger Vehicle Drivers Work

| | |
|---|-------|
| Taxi and Limousine Service | 41.4% |
| Education and Hospitals | 14.4% |
| Transit & Ground Passenger Transportation | 13.4% |
| School and Employee Bus Transportation | 12.5% |
| Local Government | 4.9% |
| Individual and Family Services | 4.0% |
| Other | 9.4% |

In-Demand Hard Skills

Food Delivery
 Food Services
 Remote Desktop Services
 Staging
 Accounting
 Basic First Aid
 CPR

In-Demand Common Skills

Valid Driver's License
 Good Driving Record
 Communications
 Customer Service
 Defensive Driving
 First Aid
 Loading And Unloading



For more data information, please contact:
Matt Moon-Bailey
 Industry & Community Engagement Specialist
mmoonbailey@solanowdb.org

Data provided by

