

INDUSTRY SNAPSHOT

Education Services



in **SOLANO COUNTY**



Industry Snapshot for Education Services

2,574

Jobs (2020)

37% below National Avg

+14.1%

% Change (2021-2026)

Nation +6.6%

\$48,485

Avg. Earnings Per Job (2020)

Nation: \$52,989

- 13th Largest Industry in Solano County and has a Location Quotient of .63, well below the National Average for region of this size.
- Educational Services ranks 16th in Average Earnings per Job in Solano County out of 20 Industry Categories.
- Many similar Job Titles will appear in the Government Industry Snapshot with different earning numbers due to funding sources.

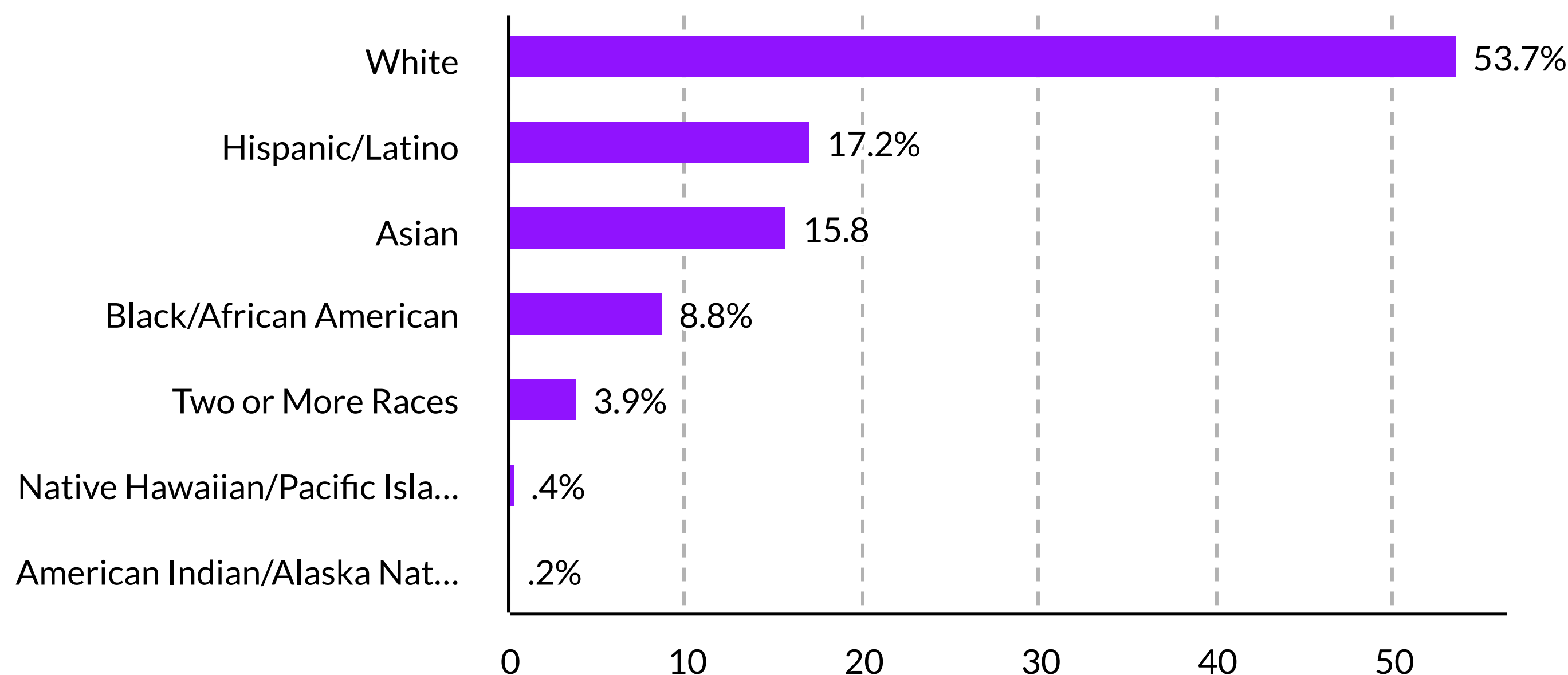
160.3M

Total GRP (2020)

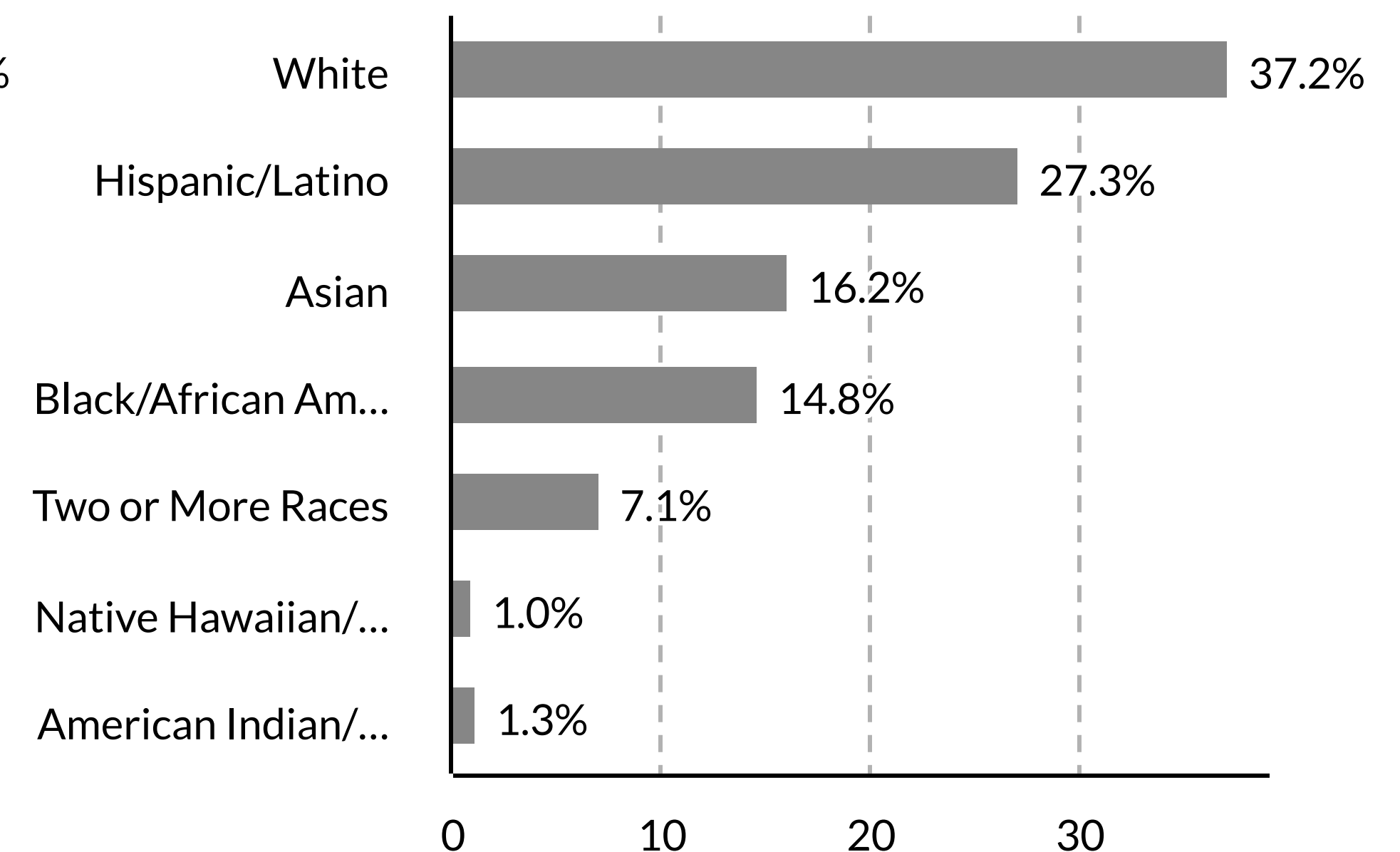
16th Largest GRP in Solano County

- **Gross Regional Product** - Gross regional product is a monetary measure of the market value of all final goods and services produced in a region or subdivision of a country in a period of time.

Industry Race/Ethnicity Breakdown

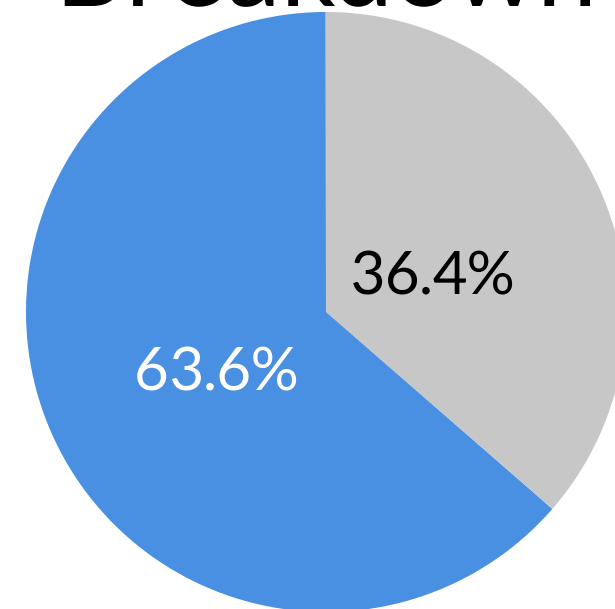


Solano County Breakdown



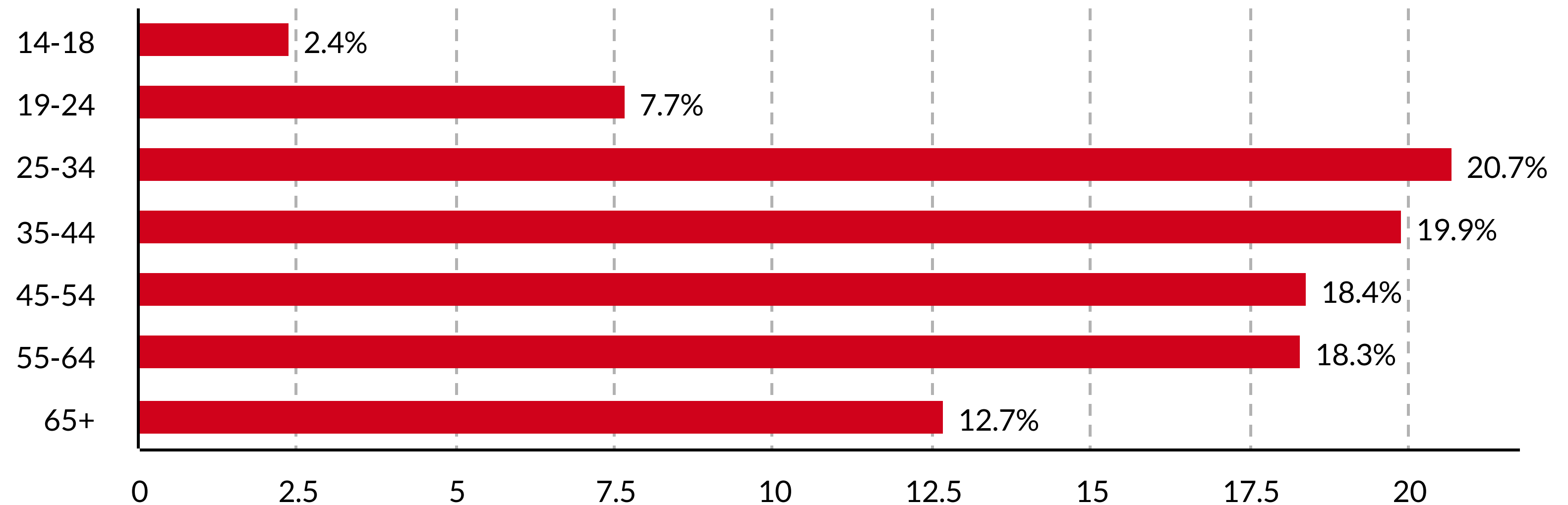
Education Services

Industry Gender Breakdown



Compared to Solano County Population
Males 49.7% Females 50.3%

Industry Age Breakdown



Occupations Employed in Education Services

Most Common Job Titles in Education Services

Most Common Job Titles in Education Services	Employed (2021)	% of Total Jobs (2020)	Projected Growth (2021 - 2126)	Avg. Earnings (2020)
Postsecondary Teachers (<i>Doctorate or Professional Degree</i>)	326	12.1%	17%	\$89,618
Elementary School Teachers (except Special Education)*	209	7.8%	12%	\$61,599
Self-Enrichment Teachers	198	7.5%	8%	\$38,035
Tutors, Teachers & Instructors*	197	7.4%	10%	\$38,620
Teaching Assistants (except Post Secondary)***	146	5.4%	13%	\$30,758
Preschool Teachers (Except Special Education)**	104	4.0%	7%	\$38,430
Library Workers / Educational Instruction*	102	3.8%	13%	\$48,585

Education & Training: * Bachelor's Degree, **Associate's Degree, *** Associate's Degree Recommended