



Construction Laborers

Occupational Data for Construction Laborers in Solano County

Median Average Salary

\$46,832

Number of Jobs 2021

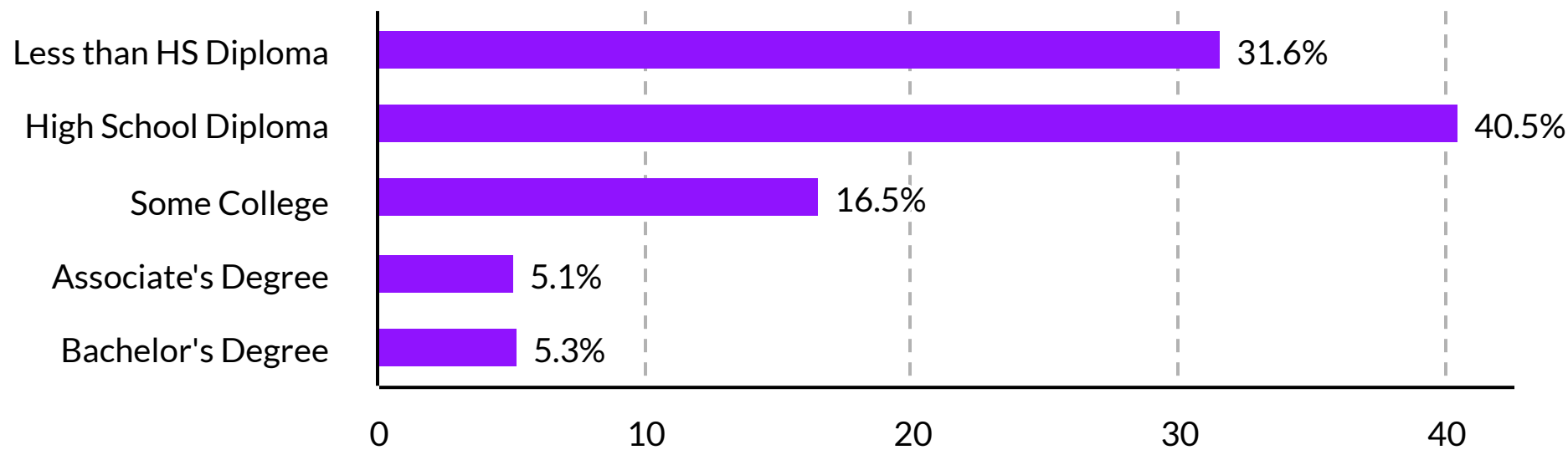
1,968

Projected Growth 2021-2026

11% (168 Jobs)

In 2020, the median compensation for Construction Laborers in Solano County, CA is \$22.52/hr. Based on the national median wage of \$17.40/hr for this position, this means you will spend about 29% more to employ Construction Laborers here. However, their actual purchasing power will be 2% less than the national median when we adjust for regional cost of living (which is 32% higher than average).

Educational Attainment Breakdown

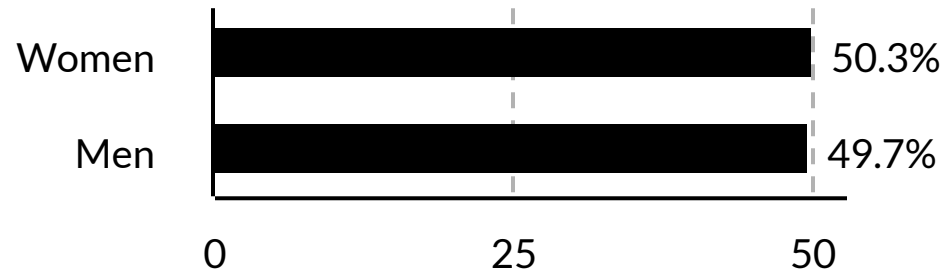


Concerning Educational Attainment

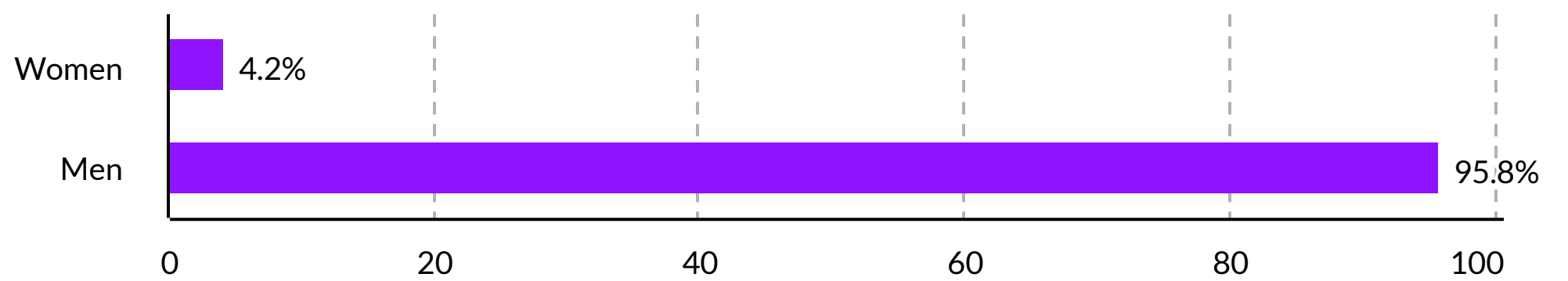
18.7% of Solano County, CA residents possess a Bachelor's Degree (1.3% below the national average)

10.4% hold an Associate's Degree (1.8% above the national average)

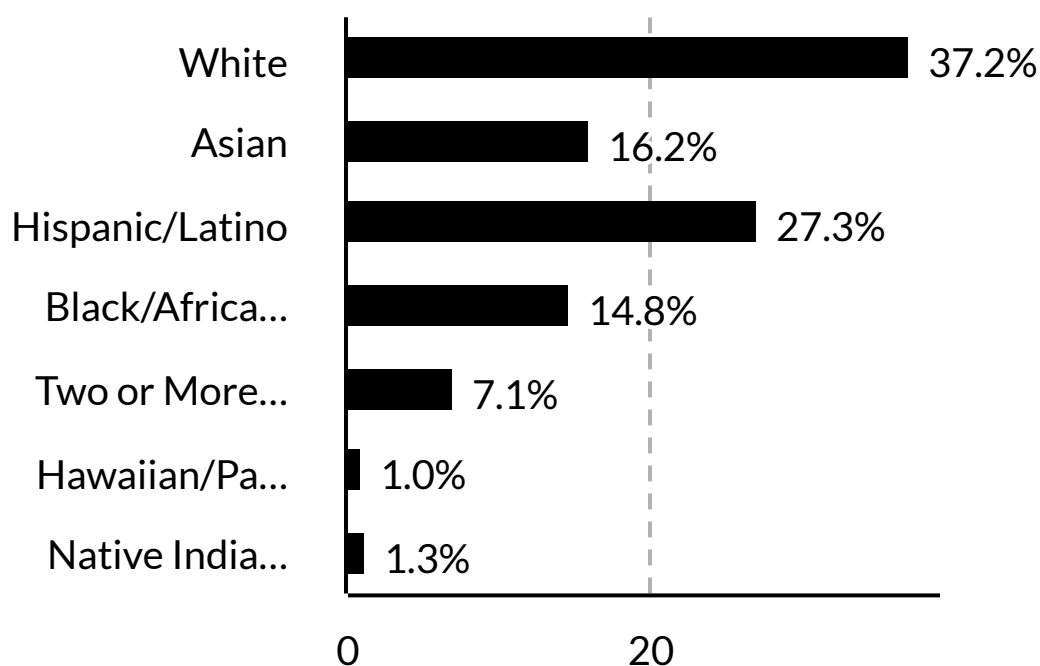
Solano County Gender Breakdown



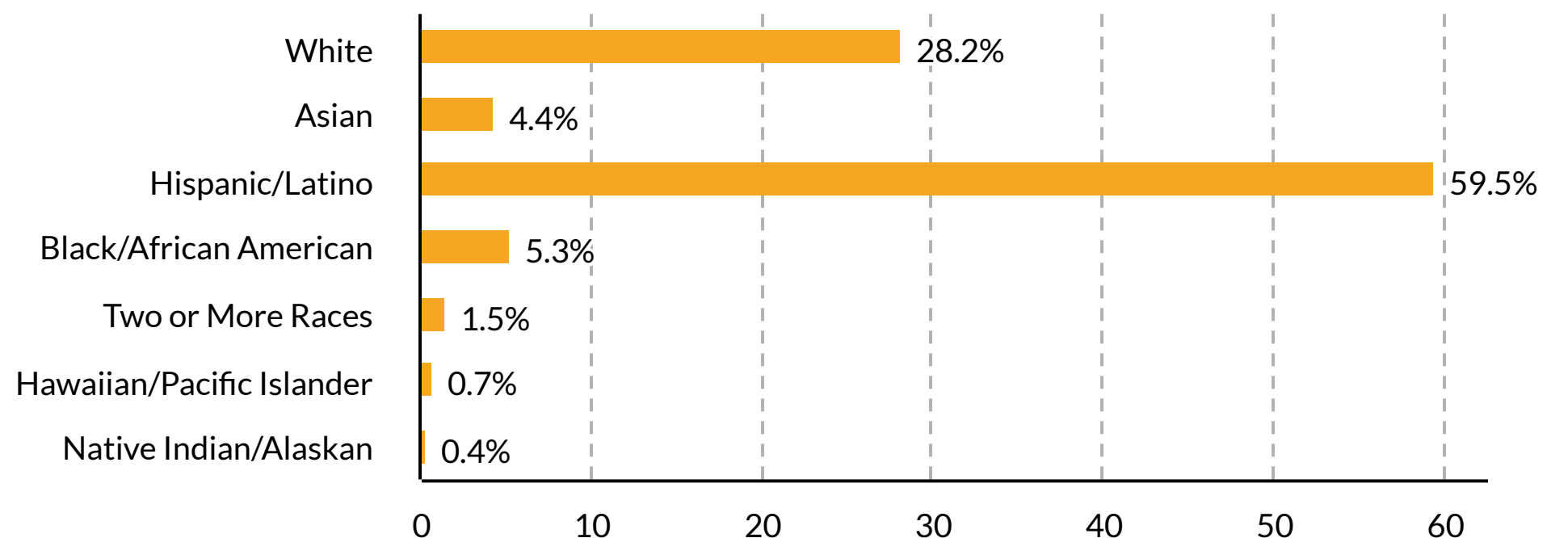
Occupation Gender Breakdown



Solano County Breakdown



Occupation Race/Ethnicity Breakdown



Where Construction Laborers Work

Utility System Construction	23.3%
Specialty Trade Contractors	18.1%
Residential Building Construction	15.2%
Foundation-Structure Contractors	9.1%
Building-Finishing Contractors	7.5%
Non-Residential Construction	7.3%
Other	19.5%

In-Demand Hard Skills

Carpentry
Heavy Equipment
Painting
Mowing
Pumps
Sawing
Bandsaws

In-Demand Common Skills

Construction
Loading & Unloading
Communications
Basic Math
Enthusiasm
Advocacy
Cleanliness



For more data information, please contact:
Matt Moon-Bailey
Industry & Community Engagement Specialist
mmoonbailey@solanowdb.org

Data provided by

