


# INDUSTRY SNAPSHOT

# Accommodation & Food Services



in **SOLANO COUNTY**



# Industry Snapshot for Accommodation & Food Services

**12,091**

Jobs (2020)

*about the National Avg. for region size*

**+4.8%**

% Change (2021-2026)

*Nation +2.7%*

**\$26,676**

Avg. Earnings Per Job (2020)

*Nation: \$25,989*

- Accommodation & Food Services is the 6th Largest Industry in Number of Jobs and 20th in Average Earnings in Solano County.
- Accommodation & Food Services is 7th in Location Quotient in Solano County with a score of 1.0 . (Average for Regional Size)
- Accommodation & Food Services is expected to grow by more than 700 jobs by the year 2026.

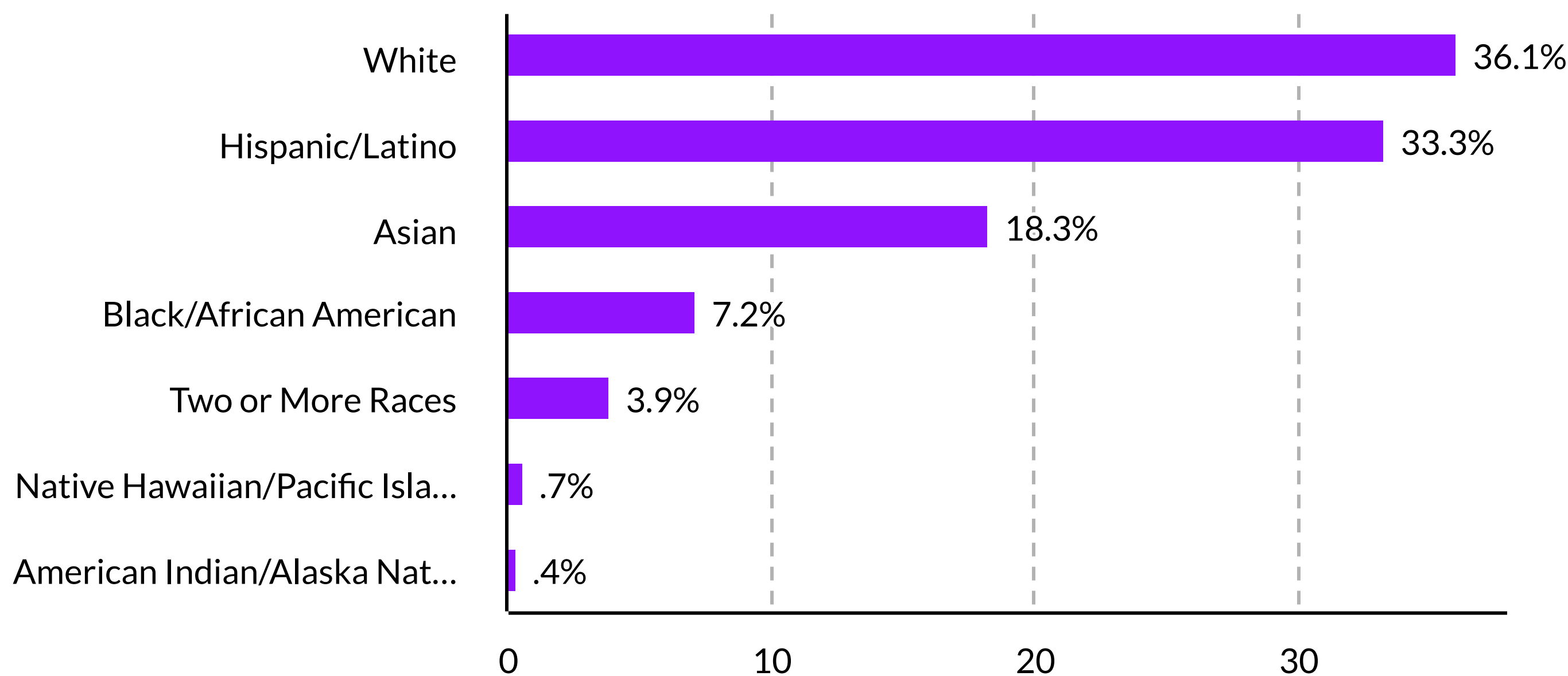
**\$567.1M**

Total GRP (2020)

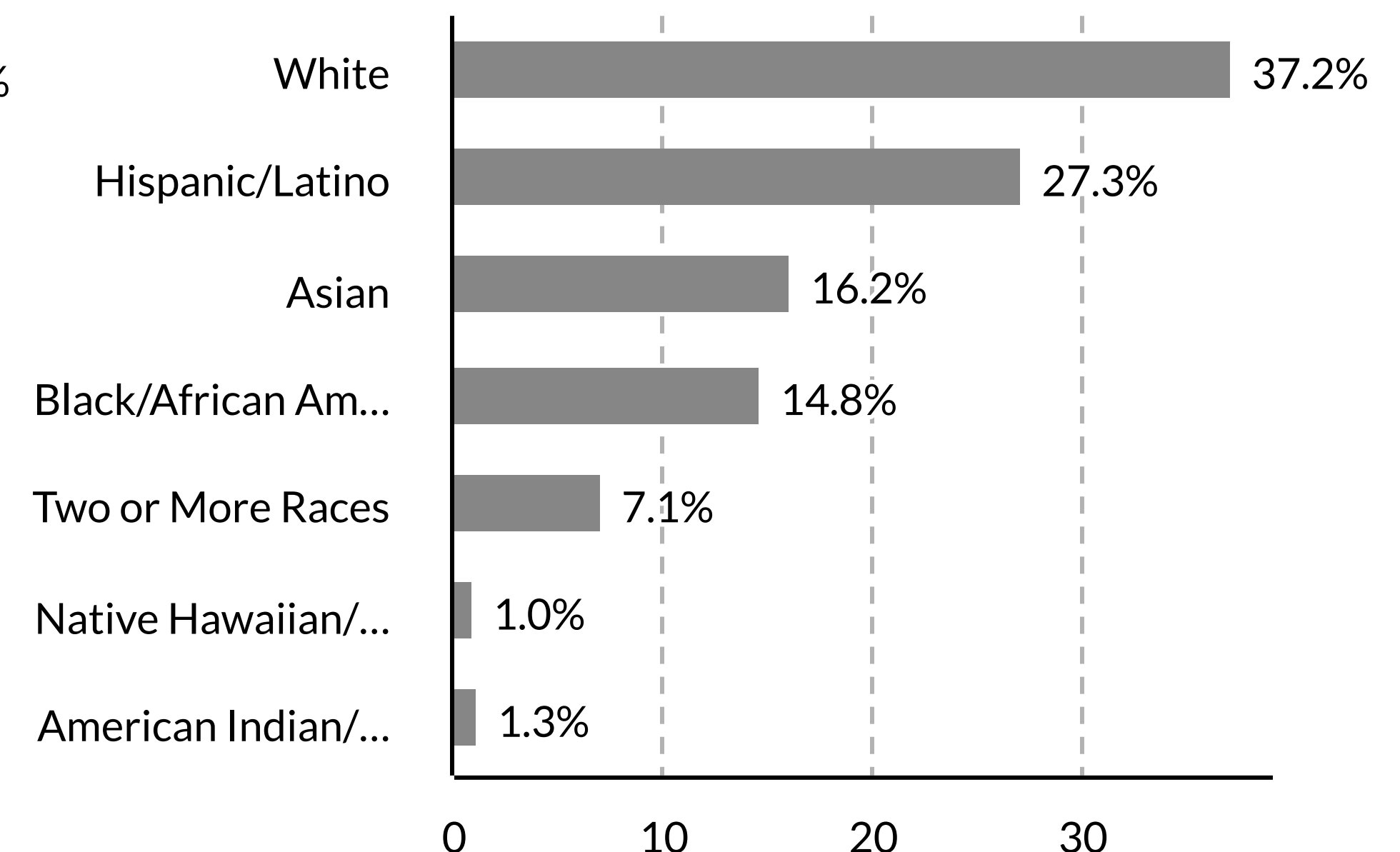
*9th Largest GRP in Solano County*

- **Gross Regional Product** - Gross regional product is a monetary measure of the market value of all final goods and services produced in a region or subdivision of a country in a period of time.

## Industry Race/Ethnicity Breakdown

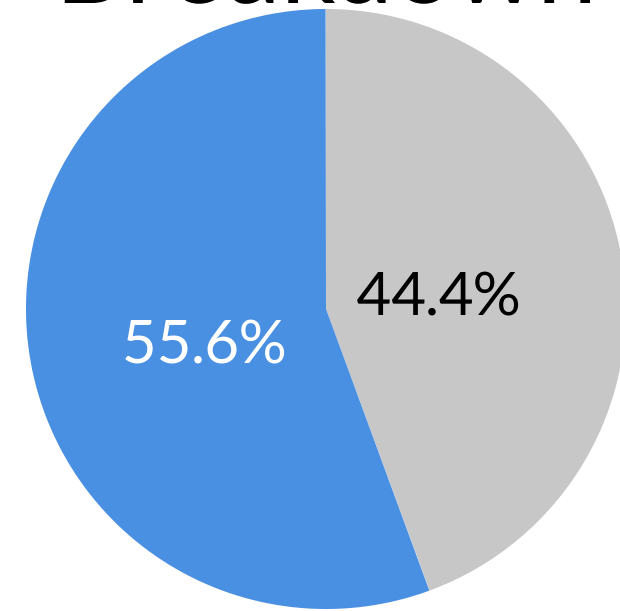


## Solano County Breakdown



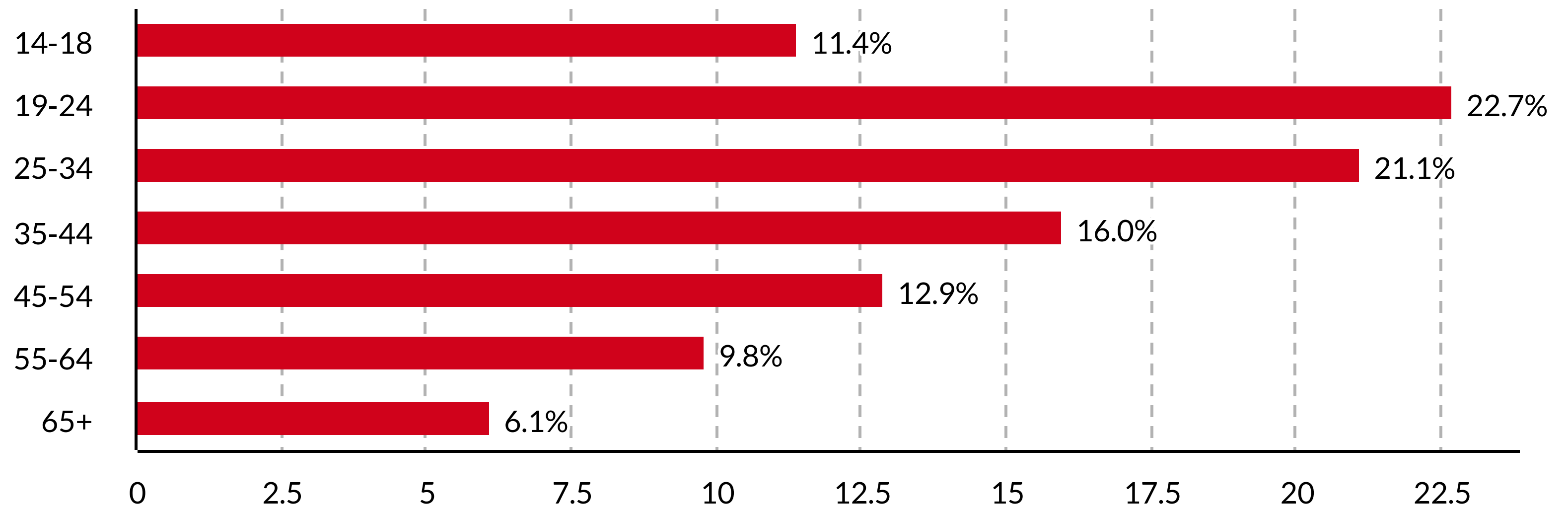
# Accommodation & Food Services

## Industry Gender Breakdown



Compared to Solano County Population  
Males 49.7% Females 50.3%

## Industry Age Breakdown



## Occupations Employed in Accommodation

<i>Most Common Job Titles in Accommodation &amp; Food Services</i>	<i>Employed (2021)</i>	<i>% of Total Jobs (2020)</i>	<i>Projected Growth (2021 - 2126)</i>	<i>Avg. Earnings (2020)</i>
Fast Food & Counter Workers	3,692	29.7%	10%	\$27,082
Waiters & Waitresses	1,870	15.7%	0%	\$28,398
Cooks (Fast Food)	1,202	10.3%	-3%	\$27,365
Cooks (Restaurant)	841	6.8%	11%	\$31,789
Supervisors of Food Prep Staff & Servers*	769	6.3%	7%	\$32,176
Food Service Managers*	500	4.1%	5%	\$57,917
Dishwashers	405	3.4%	-1%	\$29,153

*Education & Training: \*No formal education requirements but experience is required.*