

INDUSTRY SNAPSHOT

Transportation & Warehousing

in SOLANO COUNTY



Industry Snapshot for Transportation & Warehousing

5,161

Jobs (2020)

19% below National Avg

+7.4%

% Change (2021-2026)

Nation +6.6%

\$61,418

Avg. Earnings Per Job (2020)

Nation: \$66,589

- *Transportation & Warehousing is the 9th largest industry in Solano County and is expected to add 390 jobs by 2126.*
- *The Transportation & Warehousing Industry in Solano County is critical to the economy due to its many highways and access points.*
- *Class A Drivers jobs are expected to grow by 10% and Light Truck Driver positions are expected to grow by 14% by 2126.*

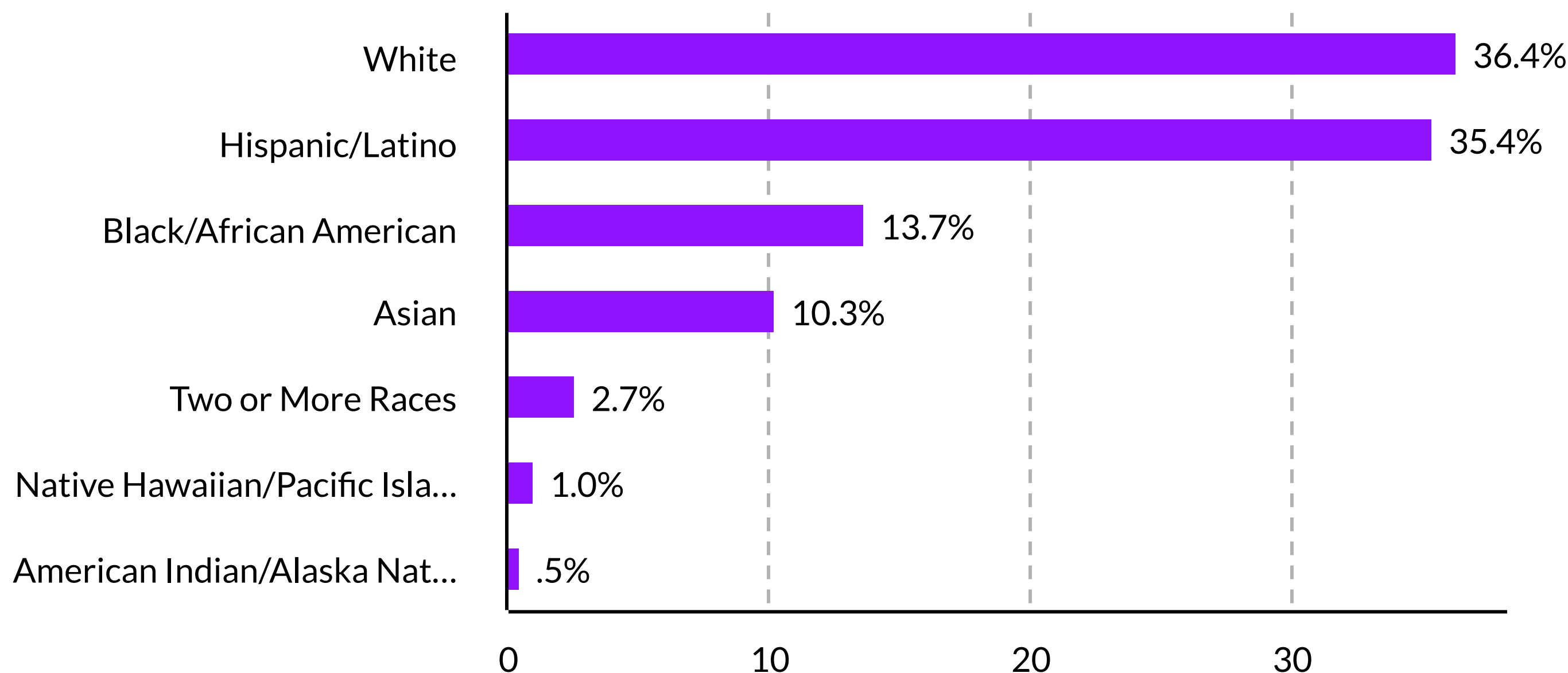
487.2M

Total GRP (2020)

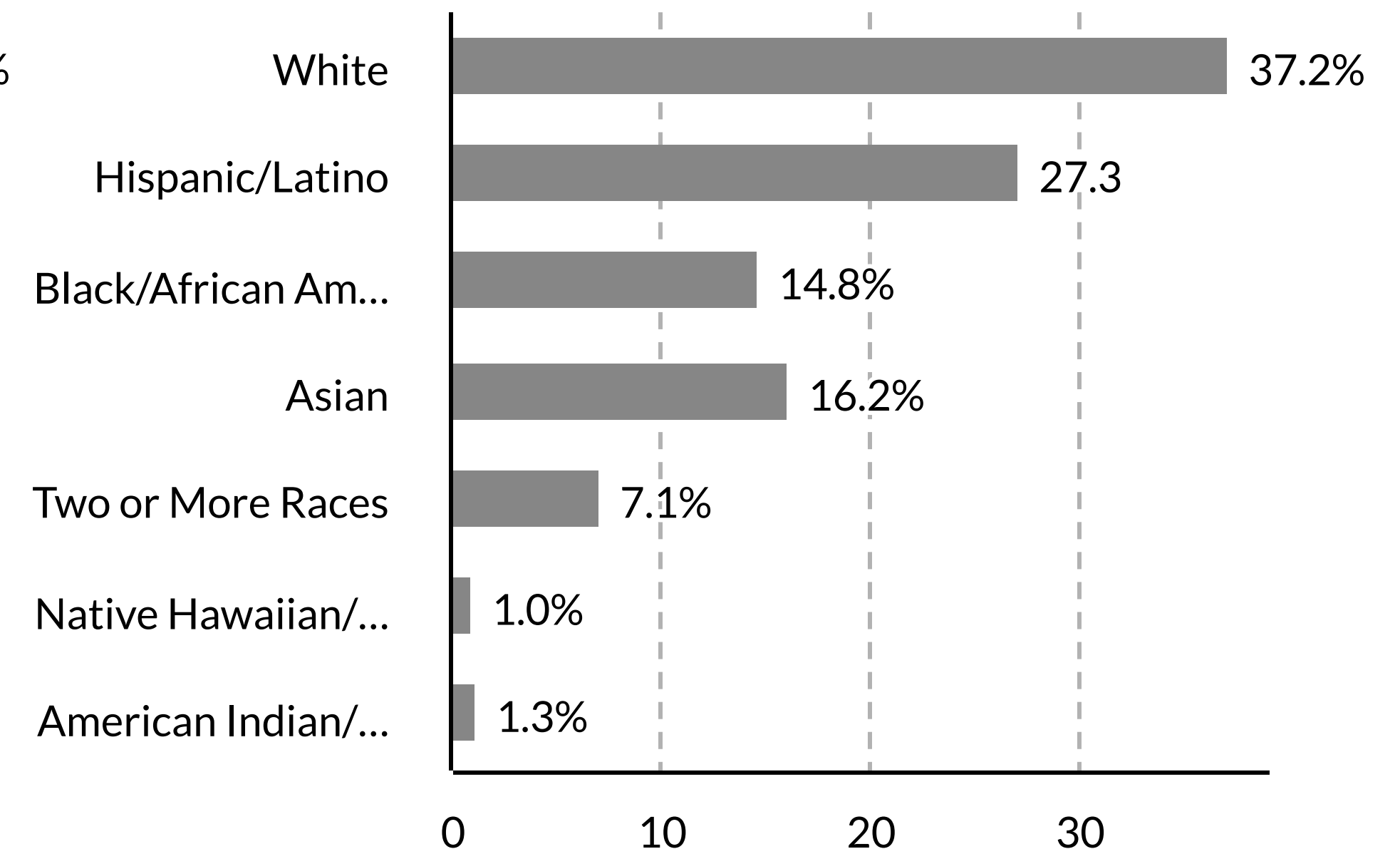
11th Largest GRP in Solano County

- *Gross Regional Product - Gross regional product is a monetary measure of the market value of all final goods and services produced in a region or subdivision of a country in a period of time.*

Industry Race/Ethnicity Breakdown

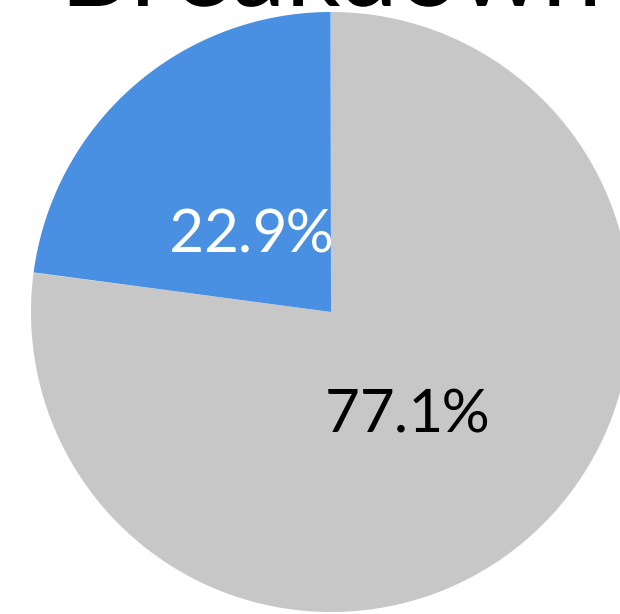


Solano County Breakdown



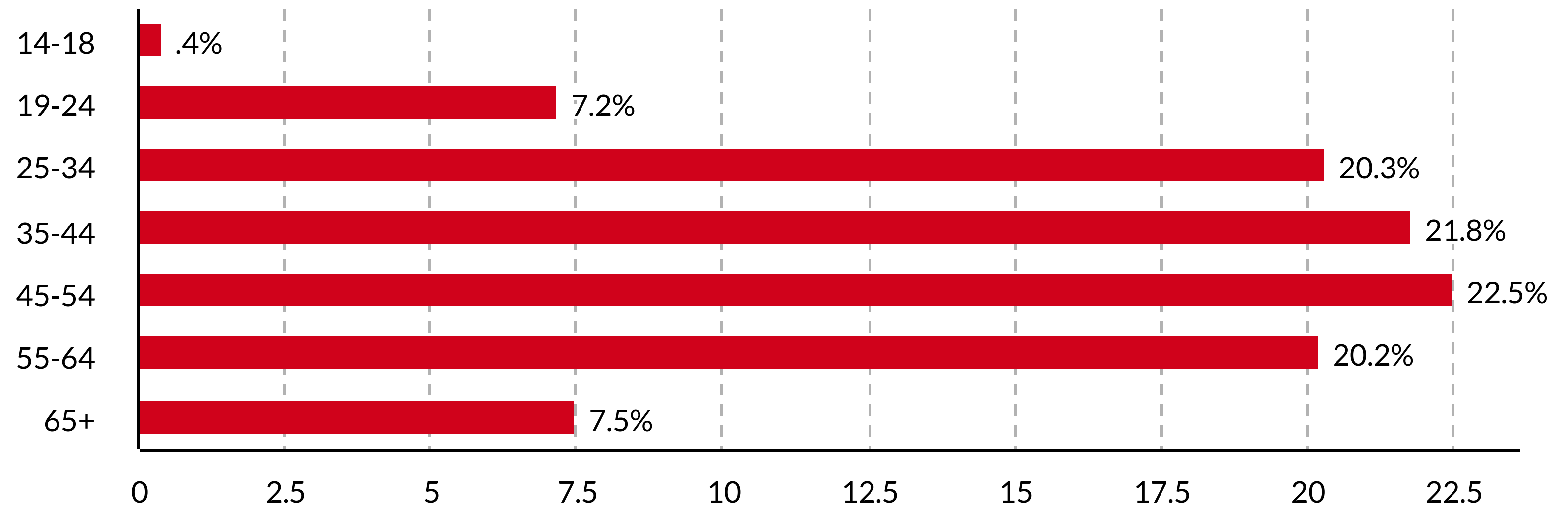
Transportation & Warehousing

Industry Gender Breakdown



Compared to Solano County Population
Males 49.7% Females 50.3%

Industry Age Breakdown



Occupations Employed in Transportation & Warehousing

<i>Most Common Job Titles in Transportation & Warehousing</i>	<i>Employed (2021)</i>	<i>% of Total Job (2020)</i>	<i>Projected Growth (2021 - 2126)</i>	<i>Avg. Earnings (2020)</i>
Heavy & Tractor Trailer Drivers*	1,281	24.0%	10%	\$48,026
Passenger Vehicle Drivers (Except Bus & Transit)**	875	16.2%	16%	\$35,672
Laborers, Freight, Stock & Material Movers***	571	10.9%	3%	\$32,006
Light Truck Drivers**	331	6.0%	14%	\$44,522
First Line Supervisors of Transportation (except Airline Cargo)**	161	3.1%	3%	\$50,996
General Office Clerks**	103	2.0%	1%	\$47,163
Bus & Truck Mechanics and Diesel Engine Specialist****	102	1.9%	10%	\$57,595

*Education & Training: *Class A CDL, **HS Diploma, ***No Formal Education Requirement, **** HS Diploma plus Long-term Training*