

SOLANO COUNTY REGIONAL SNAPSHOT



Data compiled April 2021

Workforce Development Board of Solano County

Solano County Snapshot

Population (2020)

452,221

Total Regional Employment

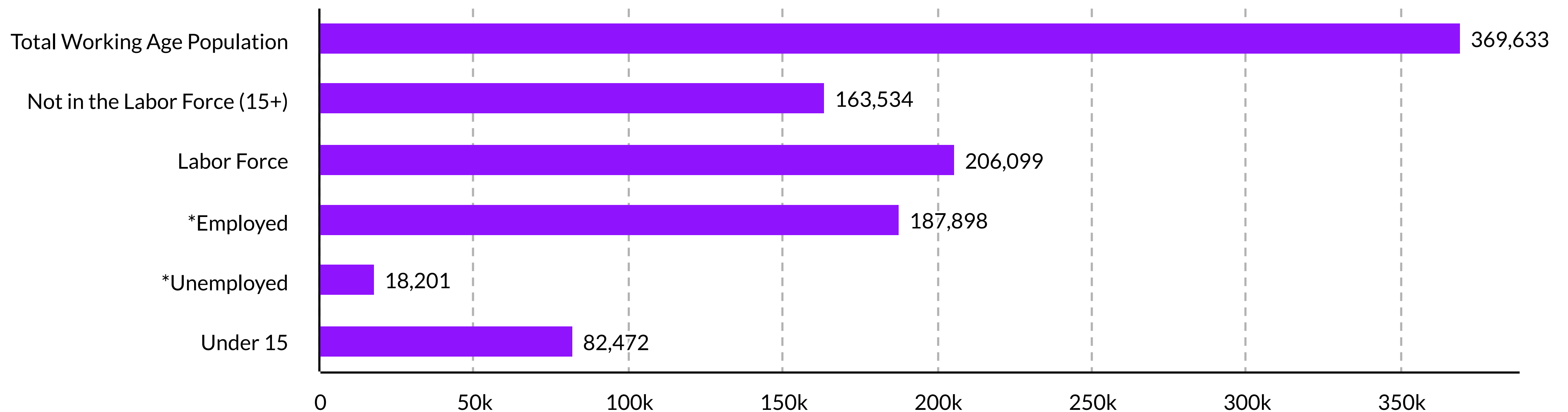
160,058

Median Household Income (2019)

\$81.5K

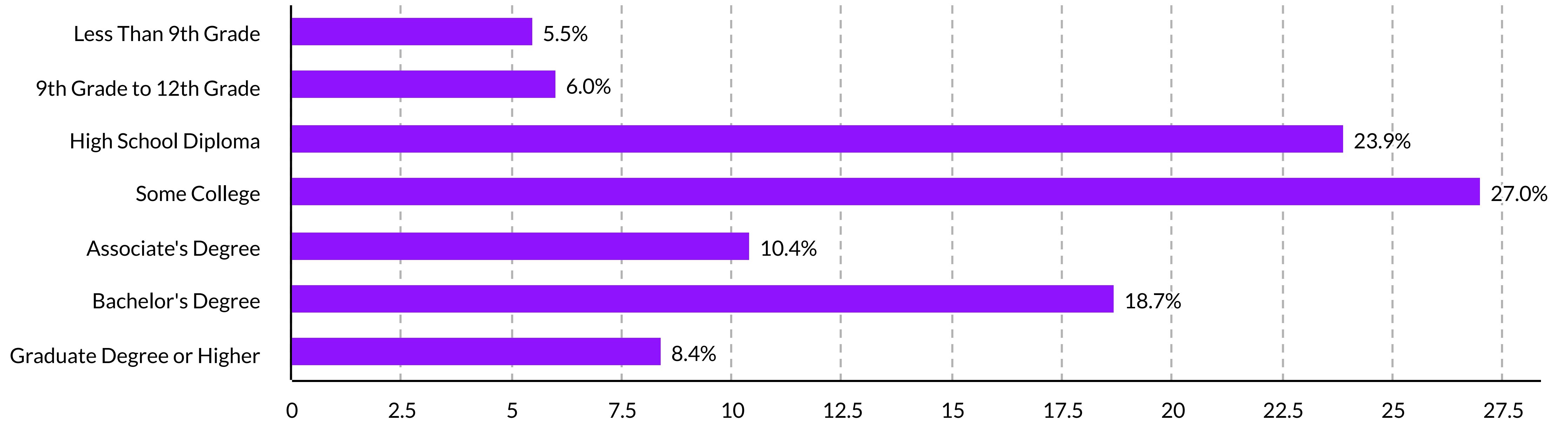
- As of 2020 the region's population increased by 4.3% since 2015, growing by 18,812. Population is expected to increase by 5.0% between 2020 and 2025, adding 22,413.
- Jobs grew by 5,829 over the last 5 years and are projected to grow by 6,821 over the next 5 years.
- From 2015 to 2020, jobs increased by 3.8% in Solano County, CA from 154,228 to 160,058. This change outpaced the national growth rate of 1.3% by 2.5%. As the number of jobs increased, the labor force participation rate decreased from 57.9% to 55.8% between 2015 and 2020.
- Median household income is \$18.6K above the national median household income of \$62.8K.

Labor Force Breakdown



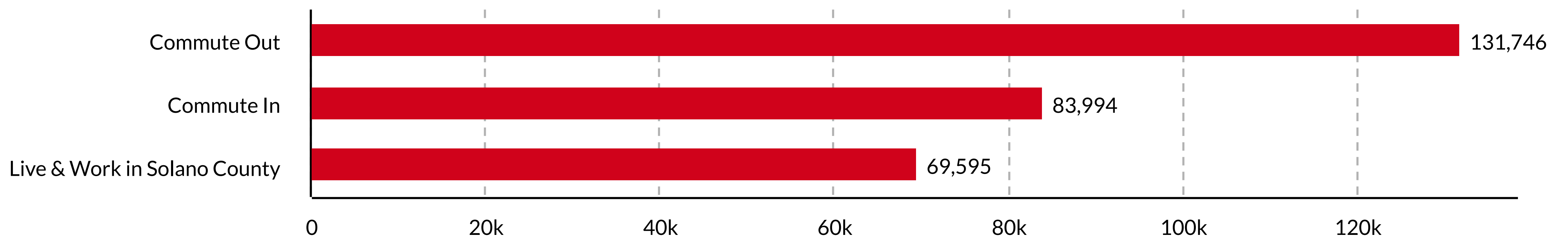
Solano County Snapshot

Educational Attainment



- Concerning educational attainment, 18.7% of Solano County, CA residents possess a Bachelor's Degree (1.3% below the national average), and 10.4% hold an Associate's Degree (1.8% above the national average).

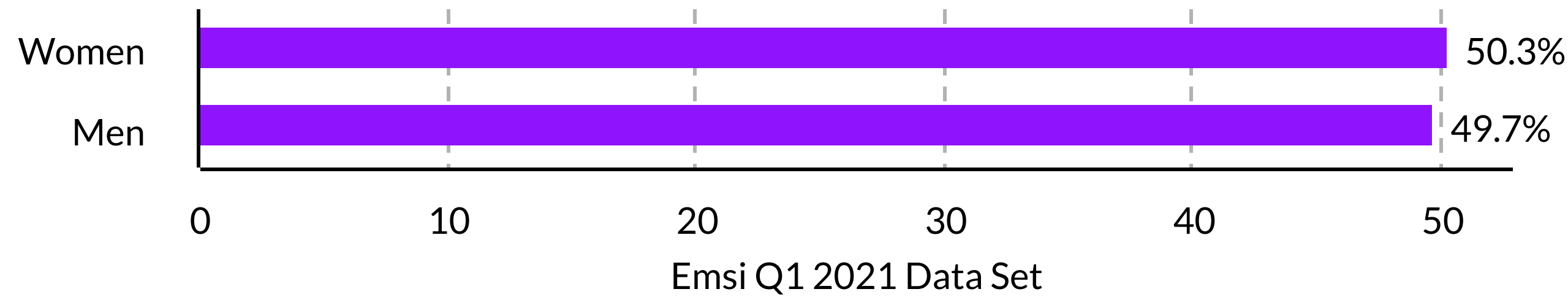
Solano County Commuters (2018)



- Average commute time for Solano County residents is 33 minutes.

Solano County Demographics

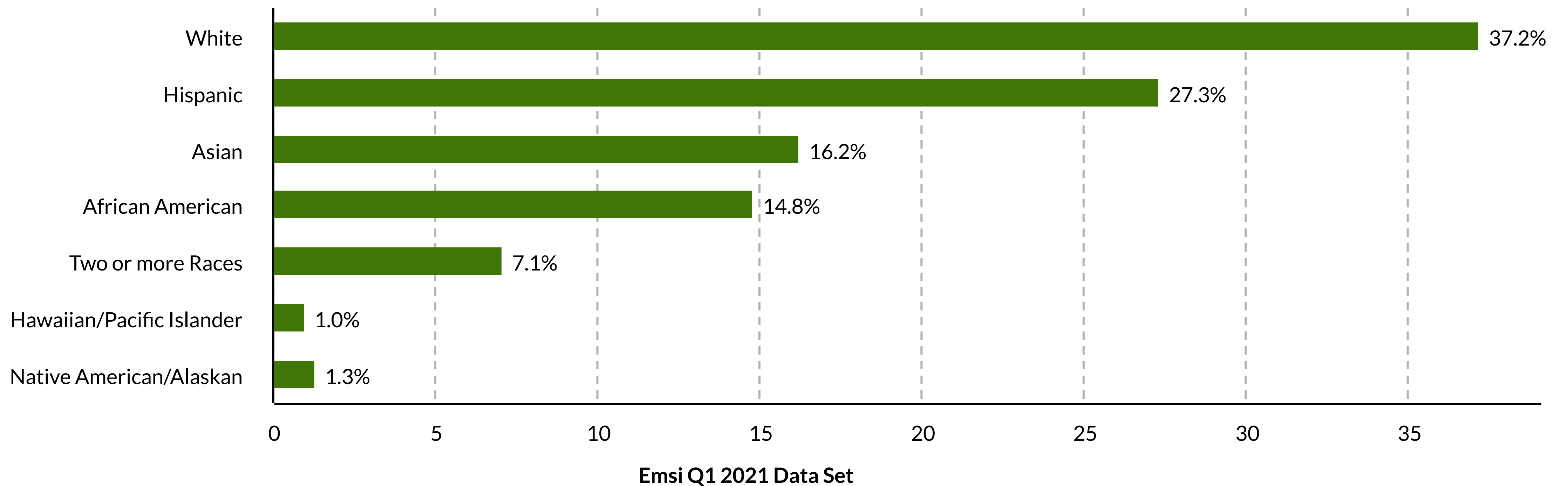
Solano County Gender Breakdown



- *The Gender Breakdown for California is exactly the same as Solano County, and the US number for Women is slightly higher at 50.8% making Men 49.2% of the National Population.*

census.gov

Solano County Demographics Race & Ethnicity

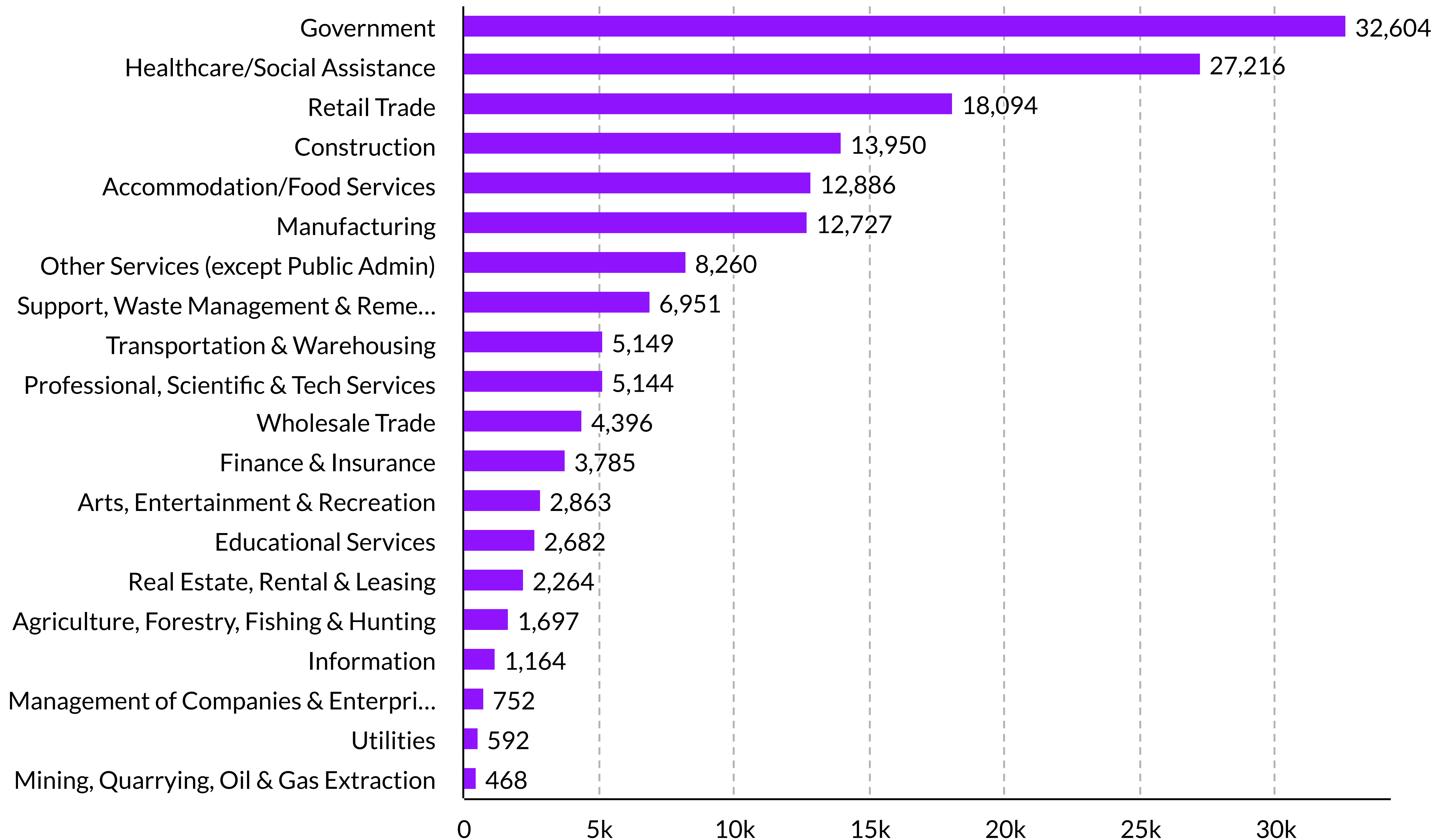


- *According to niche.com, Solano County ranks as number 1 Most Diverse County in the US.*
- *The Top 10 Most Diverse Cities in the US include, 1. Vallejo (CA), 2. Oakland (CA), 3. Sacramento (CA), 4. New York City (NY), 5. Jersey City (NJ), 6. Fairfield (CA), 7. Kent (WA), 8. Stockton (CA), 9. Chicago (IL) and 10. Long Beach (CA).*

[niche.com/places-to-live/search/most-diverse-cities/](https://www.niche.com/places-to-live/search/most-diverse-cities/) & [niche.com/places-to-live/search/most-diverse-counties/](https://www.niche.com/places-to-live/search/most-diverse-counties/)

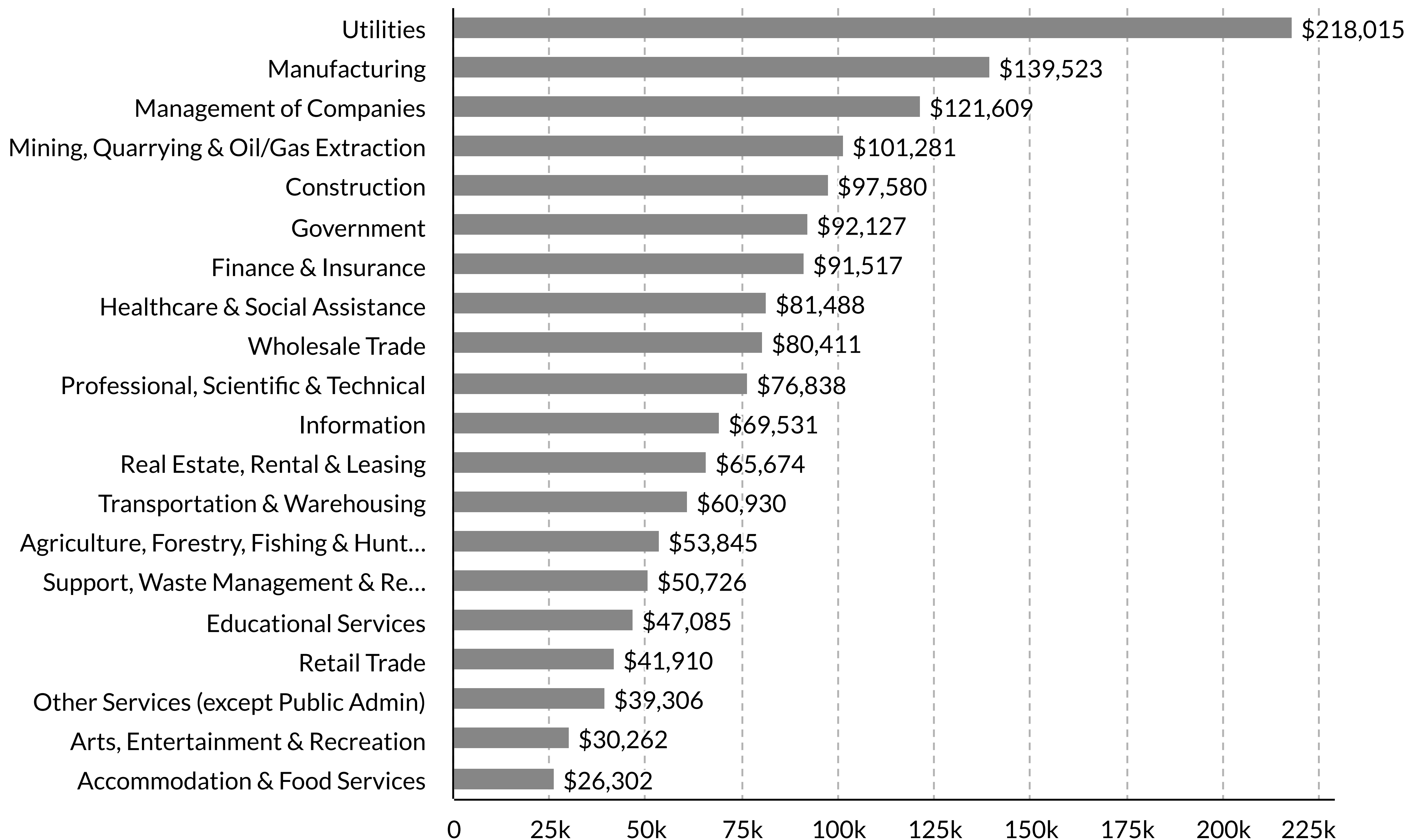
Solano County Industry Characteristics - Numbers Employed

Largest Industries - Numbers Employed



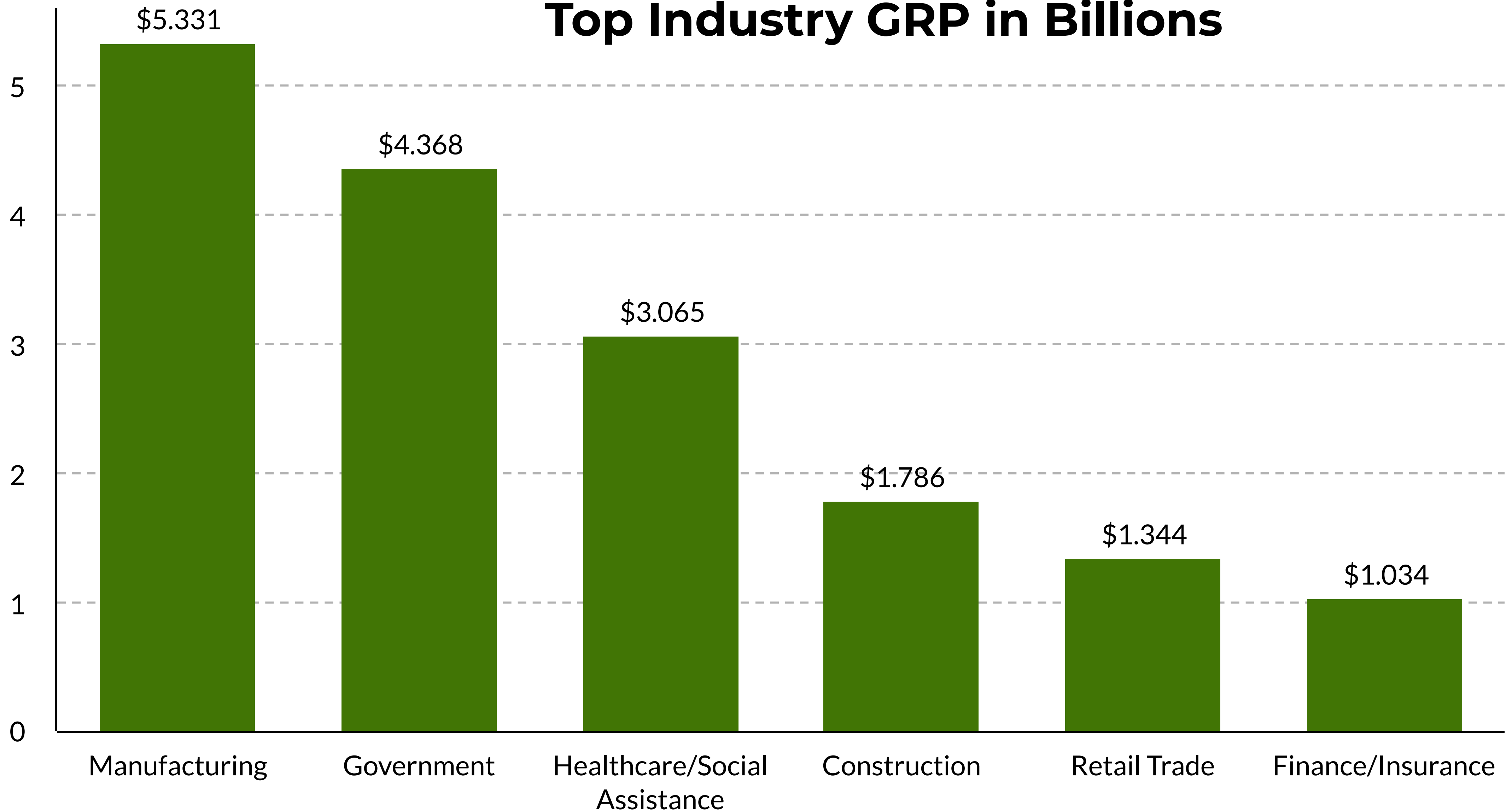
Solano County Industry Characteristics - Earnings

Industry Earnings per Worker



Solano County Industry Characteristics - Gross Regional Product

Top Industry GRP in Billions



- **GRP: Gross Regional Product is a monetary measure of the market value of all final goods and services produced in a region or subdivision of a country in a period of time.**
- **A metropolitan area's GRP, is one of several measures of the size of its economy.**

Solano County Industry Characteristics - LQ

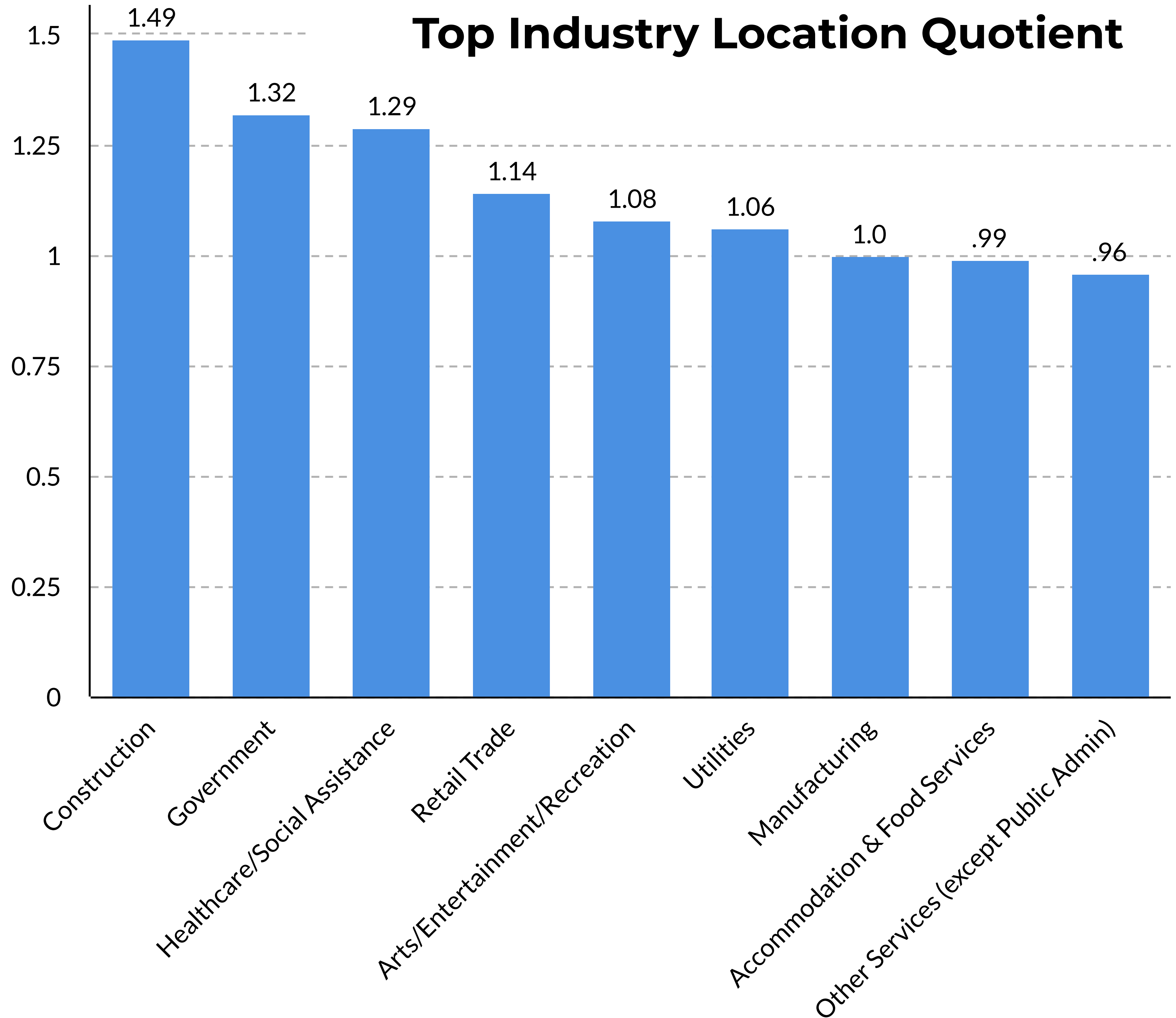
Location Quotient

(LQ) is an analytical statistic that measures a region's industrial specialization relative to a larger geographic unit (usually the nation).

An LQ is computed as an industry's share of a regional total for some economic statistic (earnings, GDP by metropolitan area, employment, etc.) divided by the industry's share of the national total for the same statistic.

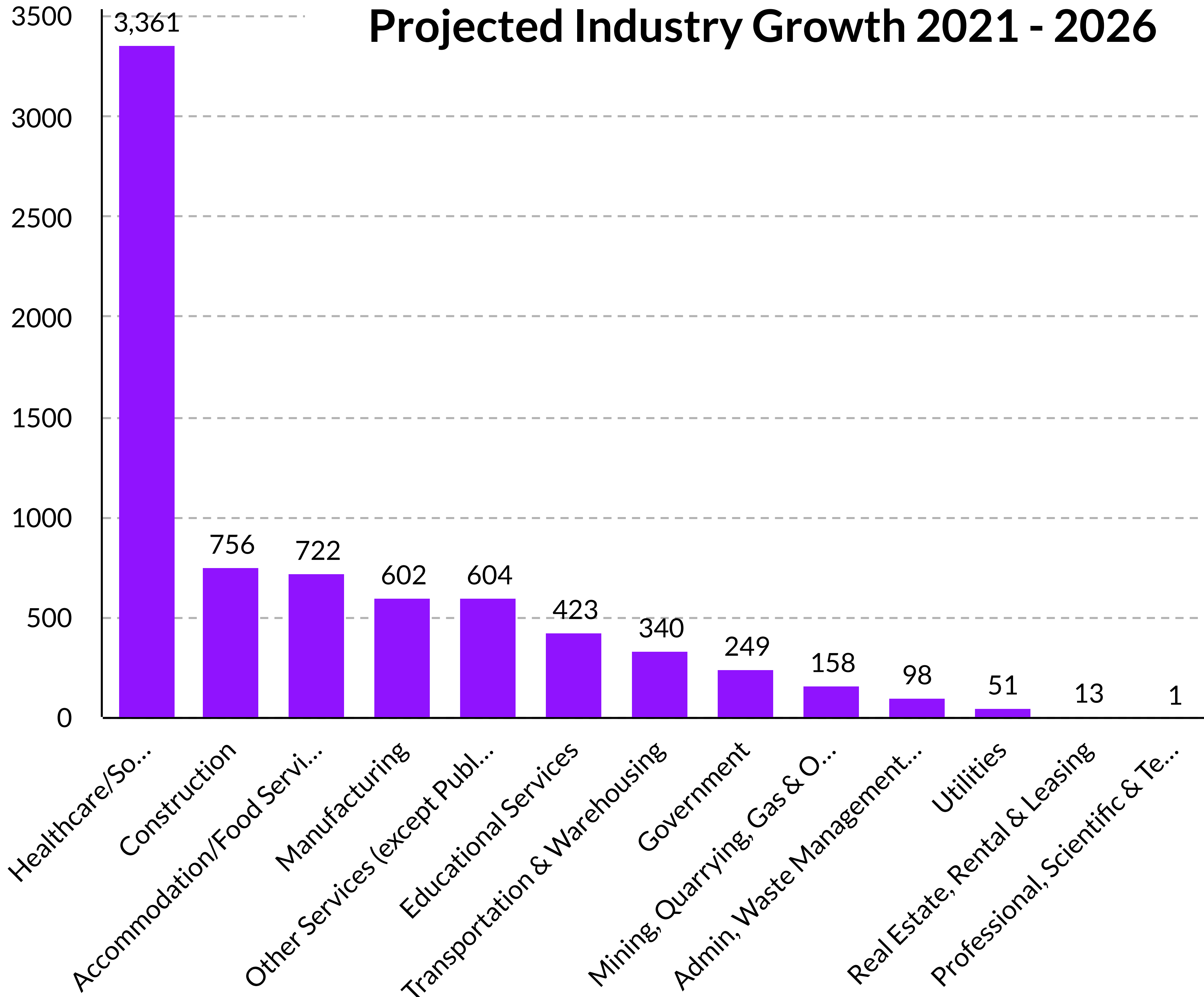
Example, an LQ of 1.0 in Construction means that the region and the nation are equally specialized in mining; while an LQ of 1.49 means that the region has a higher concentration in Construction than the nation.

Top Industry Location Quotient



Solano County Industry Characteristics - Top Growing Industries

Projected Industry Growth 2021 - 2026



Projected Numbers of New Jobs Added

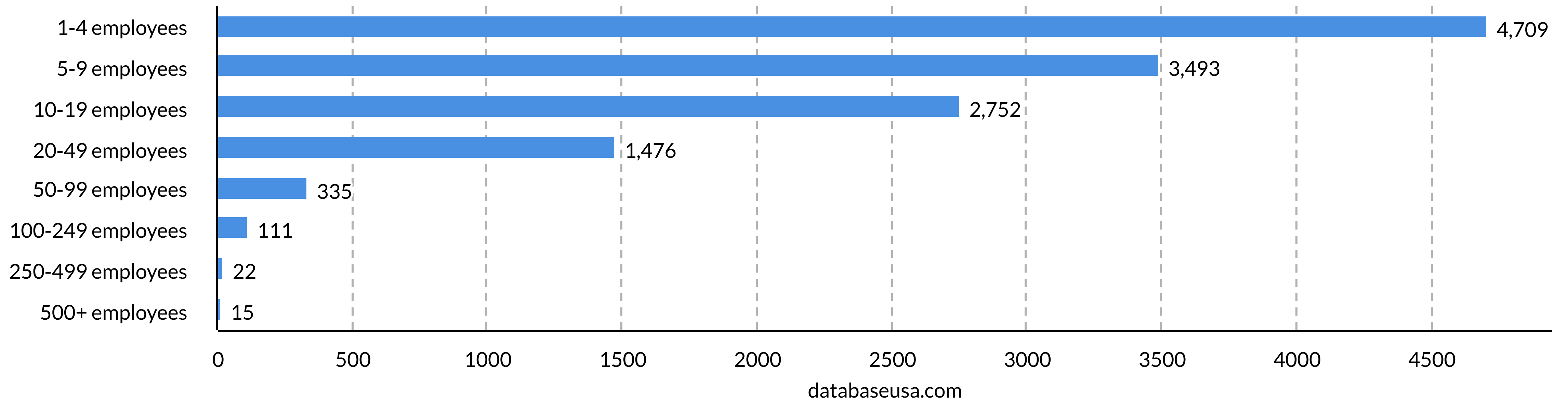
All other Industries show loss of job numbers from 2021 - 2026

Wholesale and Retail Trade Industries will be hit the hardest due to consumers using more online platforms to shop

Wholesale Trade has a projected loss of 159 jobs and Retail Trade projects to lose 399 jobs from 2021 - 2026

Solano County Industry Data

Business Size



Industry Diversity

32nd

out of 3,142 Counties in the United States

Industry diversity is high for Solano. This means that employment is distributed more evenly between the 12 industry clusters compared to the typical county.

A region with high diversity can signal economic stability and more easily withstand economic pressures, while a region with low diversity can signal economic instability.

Surrounding Counties Industry Diversity Ranking

- | | | | |
|-----------------------|-----|---------------------|-------|
| • Sonoma County | 51 | • Sacramento County | 823 |
| • Marin County | 274 | • Napa County | 959 |
| • Contra Costa County | 396 | • Yolo County | 1,390 |

Most In-Demand Certifications

- | | |
|--------------------------------------|---|
| • Class A Commercial Drivers License | • Hazmat Endorsement |
| • Certified Nursing Assistant (CNA) | • Auditing |
| • Bachelor of Science Nursing (BSN) | • Speech Language Pathology Certificate |
| • Licensed Vocational Nurse (LVN) | • Nurse Practitioner |
| • Food Handler's Card | • Certified Forklift Operator |

For additional Region, Industry or Occupational data, please contact
Industry & Community Engagement Specialist Matt Moon-Bailey
mmoonbailey@solanowdb.org

